



City of Woodland

## Meeting Agenda

Special Advisory Redistricting  
Commission

City Hall  
Council Chambers  
300 First Street  
Woodland, CA 95695

---

January 3, 2022  
6:00 PM

---

### SPECIAL ADVISORY REDISTRICTING COMMISSION

**PLEASE NOTE:** The January 3, 2022 Special Advisory Redistricting Commission meeting will be conducted pursuant to Government Code section 54953(e), which allows the City to hold meetings via teleconference during a proclaimed state of emergency, when state or local officials have imposed or recommended measures to promote social distancing.

The meeting will be held via teleconference and Commissioners and the public will participate via teleconference. Those locations are not listed on the agenda and are not accessible to the public. The public is encouraged to listen to the Advisory Redistricting Commission meeting live on Woodland TV Channel 20 and also by going to the City of Woodland website at [www.cityofwoodland.org/meetings](http://www.cityofwoodland.org/meetings).

If you wish to make a comment during general Public Comment or on a specific agenda item, there are three (3) ways to do that. 1) Join the Zoom Advisory Redistricting Commission meeting remotely by either logging onto the Zoom link located on the meeting agenda (please download the app to your computer or mobile device) and enter the Meeting ID or by calling a listed number and enter the Meeting ID; 2) Leave a voice mail message at (530) 661-5900, press Option 1. All voice mail messages received by 6:00 p.m. will be played during the Commission meeting and read into the record at the appropriate time; 3) If you are watching the live stream and wish to make a comment on an item as it is being heard, you may submit an email to the City Clerk at [CouncilMeetings@cityofwoodland.org](mailto:CouncilMeetings@cityofwoodland.org) prior to Public Comment on that item. Email comments submitted to be read into the record shall be no more than three (3) minutes when read aloud. Please include the agenda item in the subject line.

Please click on link below to join the public comment portion of the meeting:  
<https://us06web.zoom.us/j/83423407959>

Or by Telephone, Dial: 669 900 6833  
Meeting ID: 834 2340 7959

- A. CALL TO ORDER**
- B. ROLL CALL**
- C. COMMUNICATIONS - PUBLIC COMMENT**

*This is an opportunity for the public to speak to the Commission on any item other than those listed on this agenda. The Chair may impose a time limit on any speaker depending on the number of people wanting to speak and time available for the rest of the agenda. In the event comments are related to an item scheduled on the agenda, speakers may be required to wait to make their comments until that item is considered.*

#### **D. MINUTES**

1. SUBJECT: Special Advisory Redistricting Commission Meeting Minutes of December 13, 2021

RECOMMENDATION FOR ACTION: Staff recommends that the Advisory Redistricting Commission adopt the Special Advisory Redistricting Commission meeting minutes of December 13, 2021.

#### **E. OUTREACH PROCESS AND WORKSHOPS**

2. SUBJECT: Outreach Process and Workshops

RECOMMENDATION FOR ACTION: Staff recommends that the Special Advisory Redistricting Commission receive a verbal report and provide feedback to staff on the outreach process and redistricting workshops.

#### **F. ADJOURN**

*I declare under penalty of perjury that the foregoing Agenda for the Special Advisory Redistricting Commission of the City of Woodland scheduled for Monday, January 3, 2022 was posted on Thursday, December 23, 2021 in the outside display case at City Hall, 300 First Street, Woodland, CA, and was available to the public during normal business hours.*



Ana B. Gonzalez  
City Clerk

**Upon request, agendas and documents in the agenda packet will be made available in appropriate alternative formats to persons with a disability, as required by law. Any such requests must be made in writing to the Office of the City Clerk of the City of Woodland. Requests will be valid for the calendar year in which the request is received, and must be renewed prior to January 1st.**

**Persons needing disability-related modifications or accommodations in order to participate in public meetings, including persons requiring auxiliary aids or services, may request such modifications or accommodations by calling the Office of the City Clerk (530-661-5806) at least 48 hours prior to the meeting.**



TO: Special Advisory Redistricting Commission  
AGENDA: Special Advisory Redistricting Commission  
DATE: January 3, 2022  
ITEM #: D.1  
SUBJECT: Advisory Redistricting Commission Meeting Minutes of November 1,  
2021

**Recommendation for Action:** Staff recommends that the Advisory Redistricting Commission adopt the Special Advisory Redistricting Commission Meeting Minutes of December 13, 2021

**Staff Contact:** Ana B. Gonzalez, City Clerk, (530) 661-5806, [ana.gonzalez@cityofwoodland.org](mailto:ana.gonzalez@cityofwoodland.org)

**Attachments:**

1. 12\_13\_2021 ARC Minutes\_DRAFT

# City of Woodland

City Hall  
Council Chambers  
300 First Street  
Woodland, CA 95695



## Special Advisory Redistricting Commission – Minutes

Monday, December 13, 2021

6:00 PM

## SPECIAL ADVISORY REDISTRICTING COMMISSION

**PLEASE NOTE:** The December 13, 2021 Special Advisory Redistricting Commission meeting will be conducted pursuant to Government Code section 54953(e), which allows the City to hold meetings via teleconference during a proclaimed state of emergency, when state or local officials have imposed or recommended measures to promote social distancing.

The meeting will be held via teleconference and Commissioners and the public will participate via teleconference. Those locations are not listed on the agenda and are not accessible to the public. The public is encouraged to listen to the Advisory Redistricting Commission meeting live on Woodland TV Channel 20 and also by going to the City of Woodland website at [www.cityofwoodland.org/meetings](http://www.cityofwoodland.org/meetings).

If you wish to make a comment during general Public Comment or on a specific agenda item, there are three (3) ways to do that. 1) Join the Zoom Advisory Redistricting Commission meeting remotely by either logging onto the Zoom link located on the meeting agenda (please download the app to your computer or mobile device) and enter the Meeting ID or by calling a listed number and enter the Meeting ID; 2) Leave a voice mail message at (530) 661-5900, press Option 1. All voice mail messages received by 6:00 p.m. will be played during the Commission meeting and read into the record at the appropriate time; 3) If you are watching the live stream and wish to make a comment on an item as it is being heard, you may submit an email to the City Clerk at [CouncilMeetings@cityofwoodland.org](mailto:CouncilMeetings@cityofwoodland.org) prior to Public Comment on that item. Email comments submitted to be read into the record shall be no more than three (3) minutes when read aloud. Please include the agenda item in the subject line.

Please click on link below to join the public comment portion of the meeting:  
<https://us06web.zoom.us/j/83423407959>

Or by Telephone, Dial: 669 900 6833  
Meeting ID: 834 2340 7959

### **A. CALL TO ORDER**

Meeting called to order at 6:00 PM.

### **B. ROLL CALL**

**PRESENT:** Bernardy, East, Kimball and Moreno

**ABSENT:** Simas (arrived late)

### **C. COMMUNICATIONS - PUBLIC COMMENT**

*This is an opportunity for the public to speak to the Commission on any item other than those listed on this agenda. The Chair may impose a time limit on any speaker depending on the number of people wanting to speak and time available for the rest of the agenda. In the event comments are related to an item scheduled on the agenda, speakers may be required to wait to make their comments until that item is considered.*

None.

### **D. MINUTES**

1. SUBJECT: Special Advisory Redistricting Commission Meeting Minutes of November 1, 2021

RECOMMENDATION FOR ACTION: Staff recommends that the Advisory Redistricting Commission adopt the Special Advisory Redistricting Commission meeting minutes of November 1, 2021.

**On a motion by East, seconded by Kimball and carried on a 4-0 roll call vote, Commissioners adopted the Special Advisory Redistricting Commission meeting minutes of November 1, 2021.**

**AYES: Bernardy, East, Kimball and Moreno**

**NOES: None**

**ABSTAIN: None**

**ABSENT: Simas (arrived after vote was taken)**

#### **E. OUTREACH PROCESS AND WORKSHOPS**

2. SUBJECT: Outreach Process and Workshops

RECOMMENDATION FOR ACTION: Staff recommends that the Special Advisory Redistricting Commission receive a verbal report and provide feedback to staff on the outreach process and redistricting workshops.

**Received a verbal report and provided feedback to staff on the outreach process and redistricting workshops.**

#### **F. ADJOURN**

**Meeting adjourned at 6:53 PM.**

**Respectfully submitted,**

**Ana B. Gonzalez  
City Clerk**



TO: Special Advisory Redistricting Commission  
AGENDA: Special Advisory Redistricting Commission  
DATE: January 3, 2022  
ITEM #: E.2  
SUBJECT: Outreach Process and Workshops

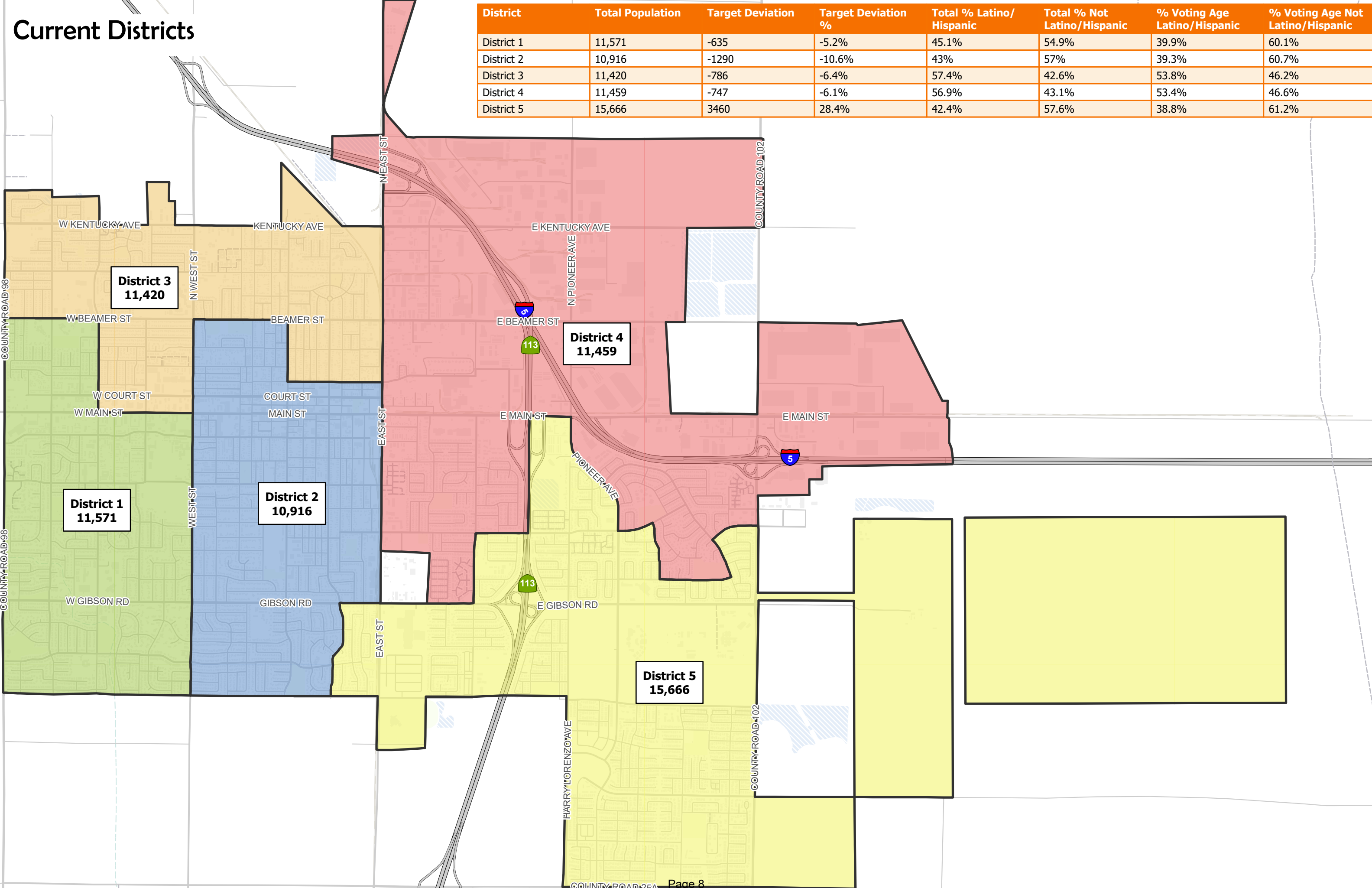
**Recommendation for Action:** Staff recommends that the Special Advisory Redistricting Commission receive a verbal report and provide feedback to staff on the outreach process and redistricting workshops.

**Attachments:**

1. Maps Submitted

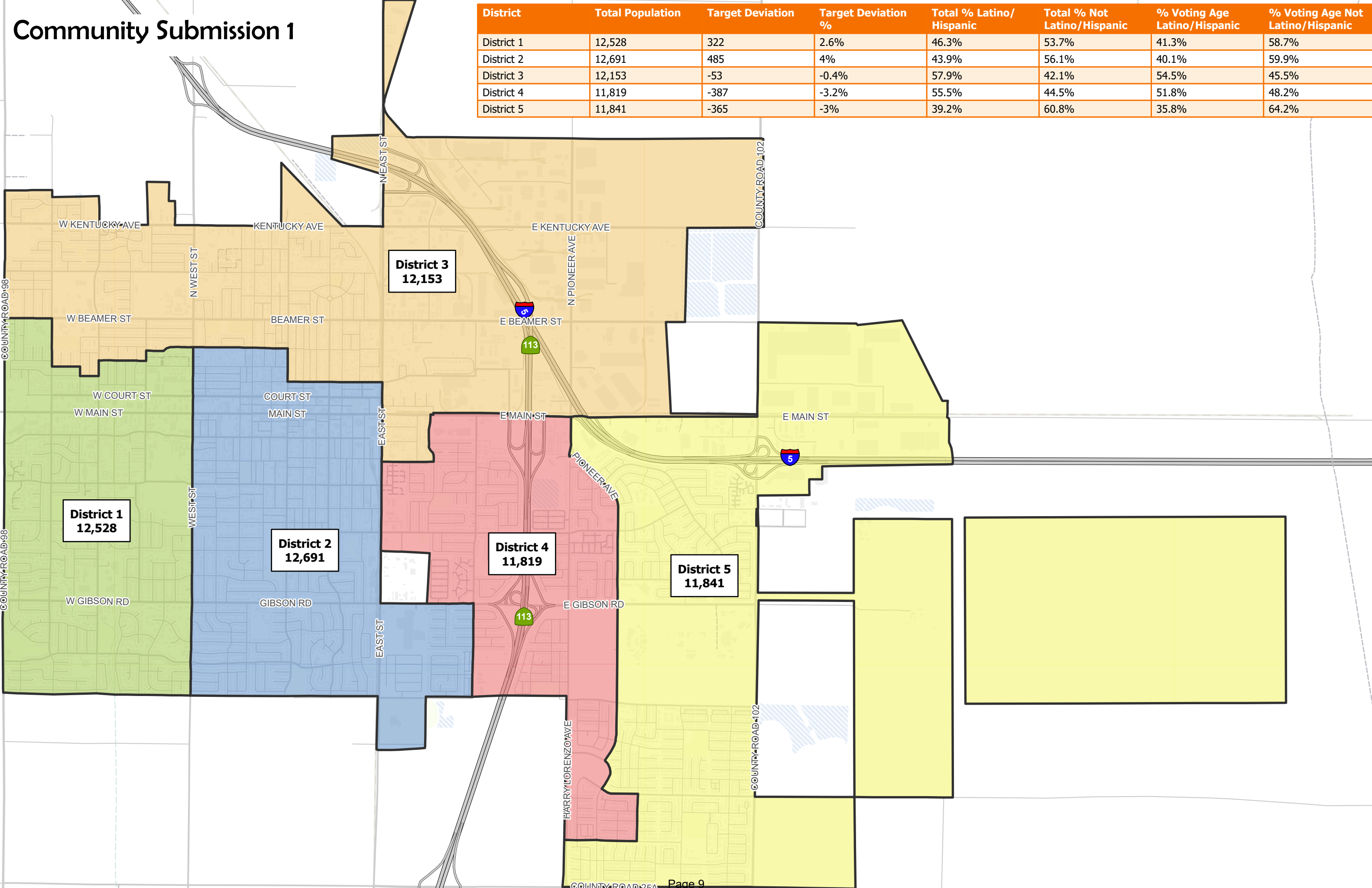
# Current Districts

District	Total Population	Target Deviation	Target Deviation %	Total % Latino/Hispanic	Total % Not Latino/Hispanic	% Voting Age Latino/Hispanic	% Voting Age Not Latino/Hispanic
District 1	11,571	-635	-5.2%	45.1%	54.9%	39.9%	60.1%
District 2	10,916	-1290	-10.6%	43%	57%	39.3%	60.7%
District 3	11,420	-786	-6.4%	57.4%	42.6%	53.8%	46.2%
District 4	11,459	-747	-6.1%	56.9%	43.1%	53.4%	46.6%
District 5	15,666	3460	28.4%	42.4%	57.6%	38.8%	61.2%



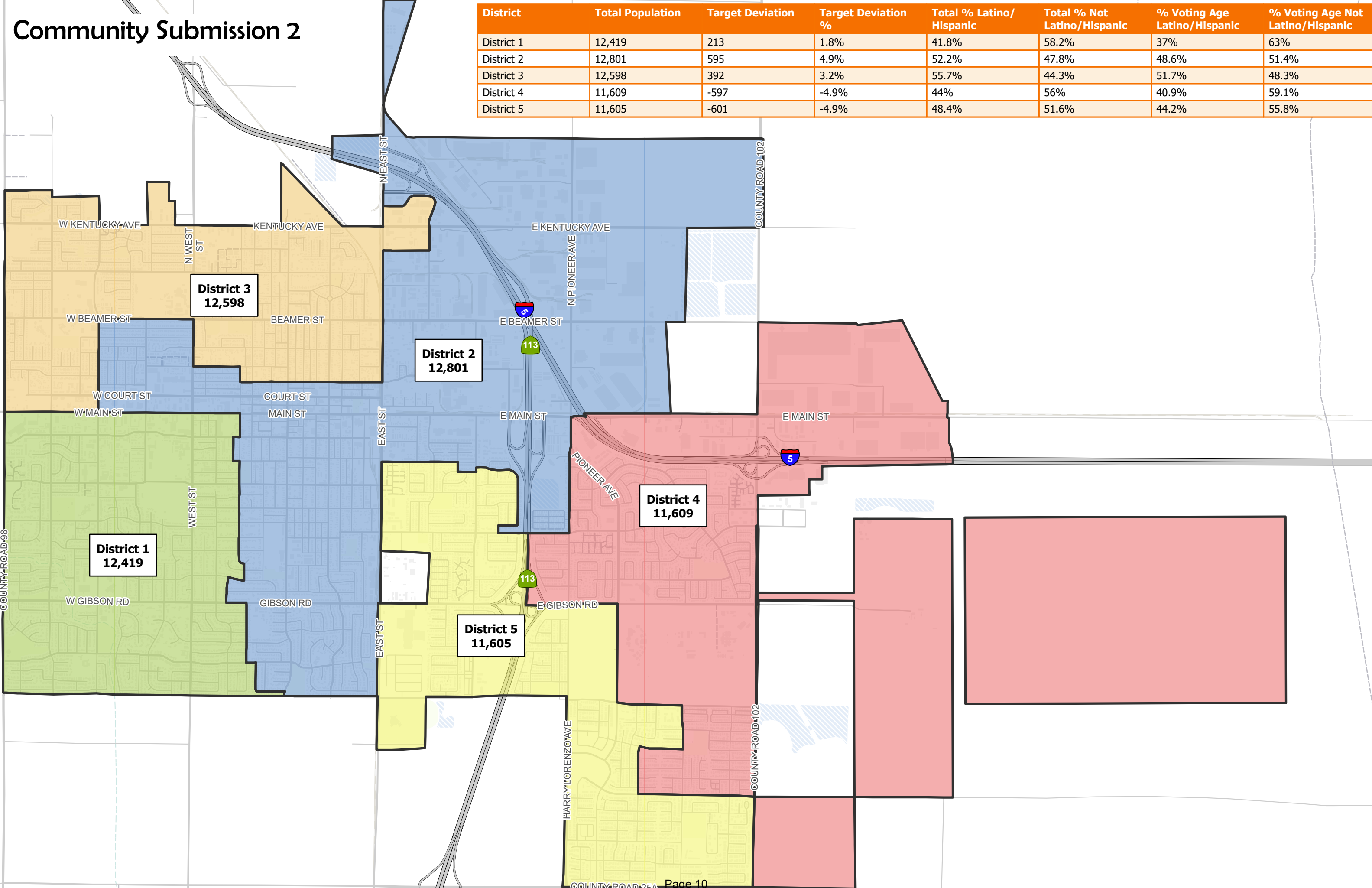
# Community Submission 1

District	Total Population	Target Deviation	Target Deviation %	Total % Latino/Hispanic	Total % Not Latino/Hispanic	% Voting Age Latino/Hispanic	% Voting Age Not Latino/Hispanic
District 1	12,528	322	2.6%	46.3%	53.7%	41.3%	58.7%
District 2	12,691	485	4%	43.9%	56.1%	40.1%	59.9%
District 3	12,153	-53	-0.4%	57.9%	42.1%	54.5%	45.5%
District 4	11,819	-387	-3.2%	55.5%	44.5%	51.8%	48.2%
District 5	11,841	-365	-3%	39.2%	60.8%	35.8%	64.2%



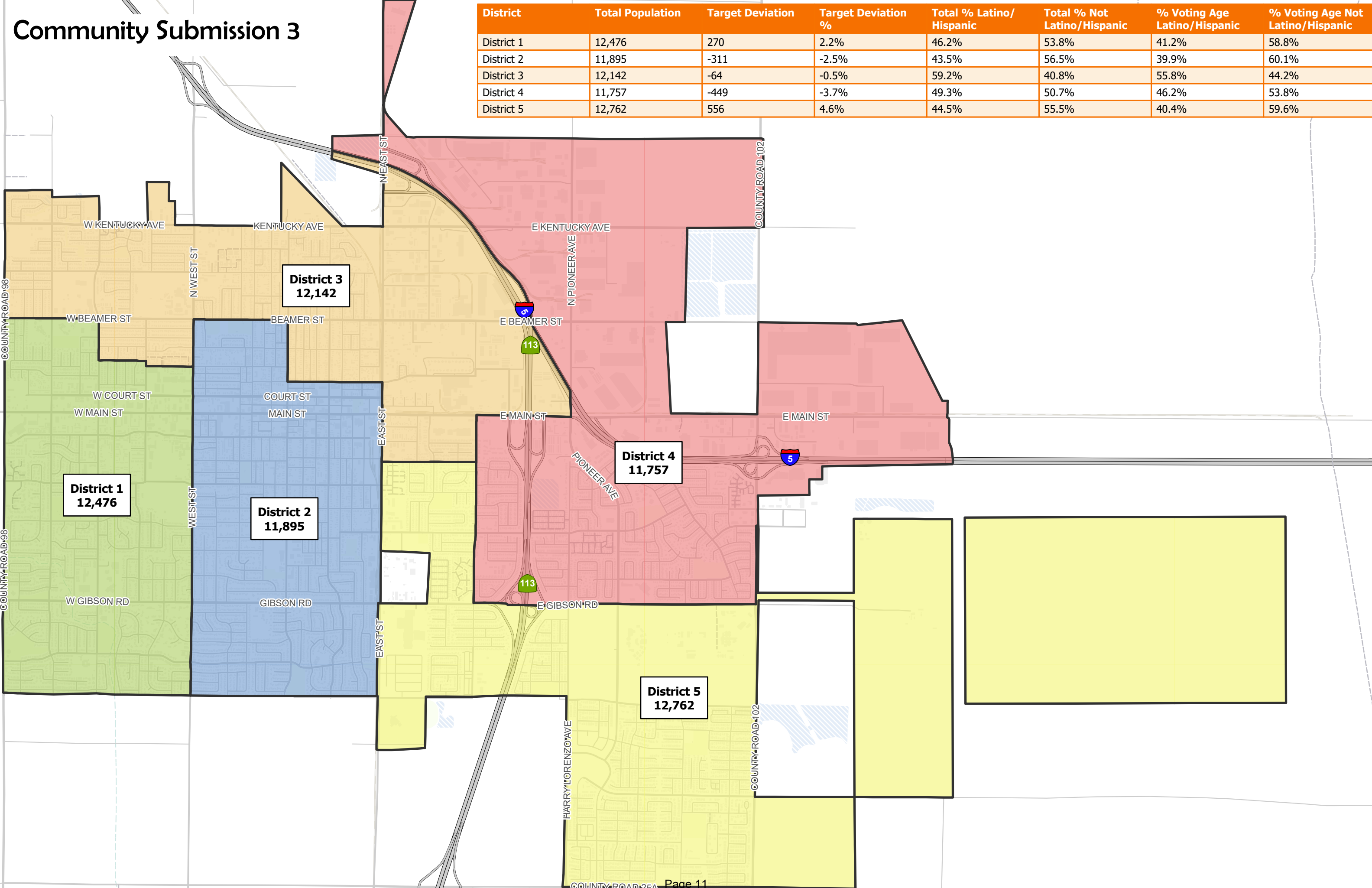
# Community Submission 2

District	Total Population	Target Deviation	Target Deviation %	Total % Latino/Hispanic	Total % Not Latino/Hispanic	% Voting Age Latino/Hispanic	% Voting Age Not Latino/Hispanic
District 1	12,419	213	1.8%	41.8%	58.2%	37%	63%
District 2	12,801	595	4.9%	52.2%	47.8%	48.6%	51.4%
District 3	12,598	392	3.2%	55.7%	44.3%	51.7%	48.3%
District 4	11,609	-597	-4.9%	44%	56%	40.9%	59.1%
District 5	11,605	-601	-4.9%	48.4%	51.6%	44.2%	55.8%



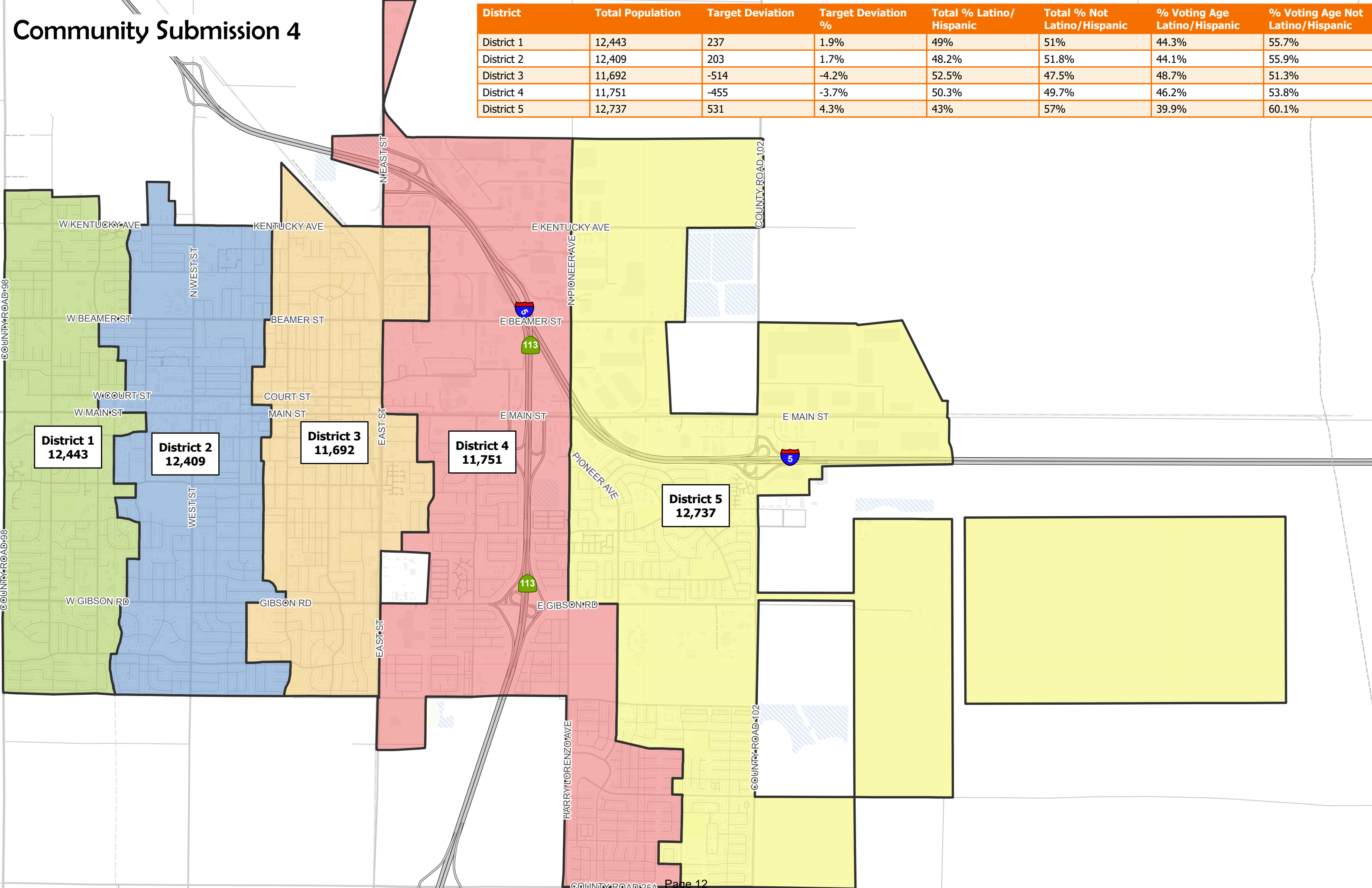
# Community Submission 3

District	Total Population	Target Deviation	Target Deviation %	Total % Latino/Hispanic	Total % Not Latino/Hispanic	% Voting Age Latino/Hispanic	% Voting Age Not Latino/Hispanic
District 1	12,476	270	2.2%	46.2%	53.8%	41.2%	58.8%
District 2	11,895	-311	-2.5%	43.5%	56.5%	39.9%	60.1%
District 3	12,142	-64	-0.5%	59.2%	40.8%	55.8%	44.2%
District 4	11,757	-449	-3.7%	49.3%	50.7%	46.2%	53.8%
District 5	12,762	556	4.6%	44.5%	55.5%	40.4%	59.6%



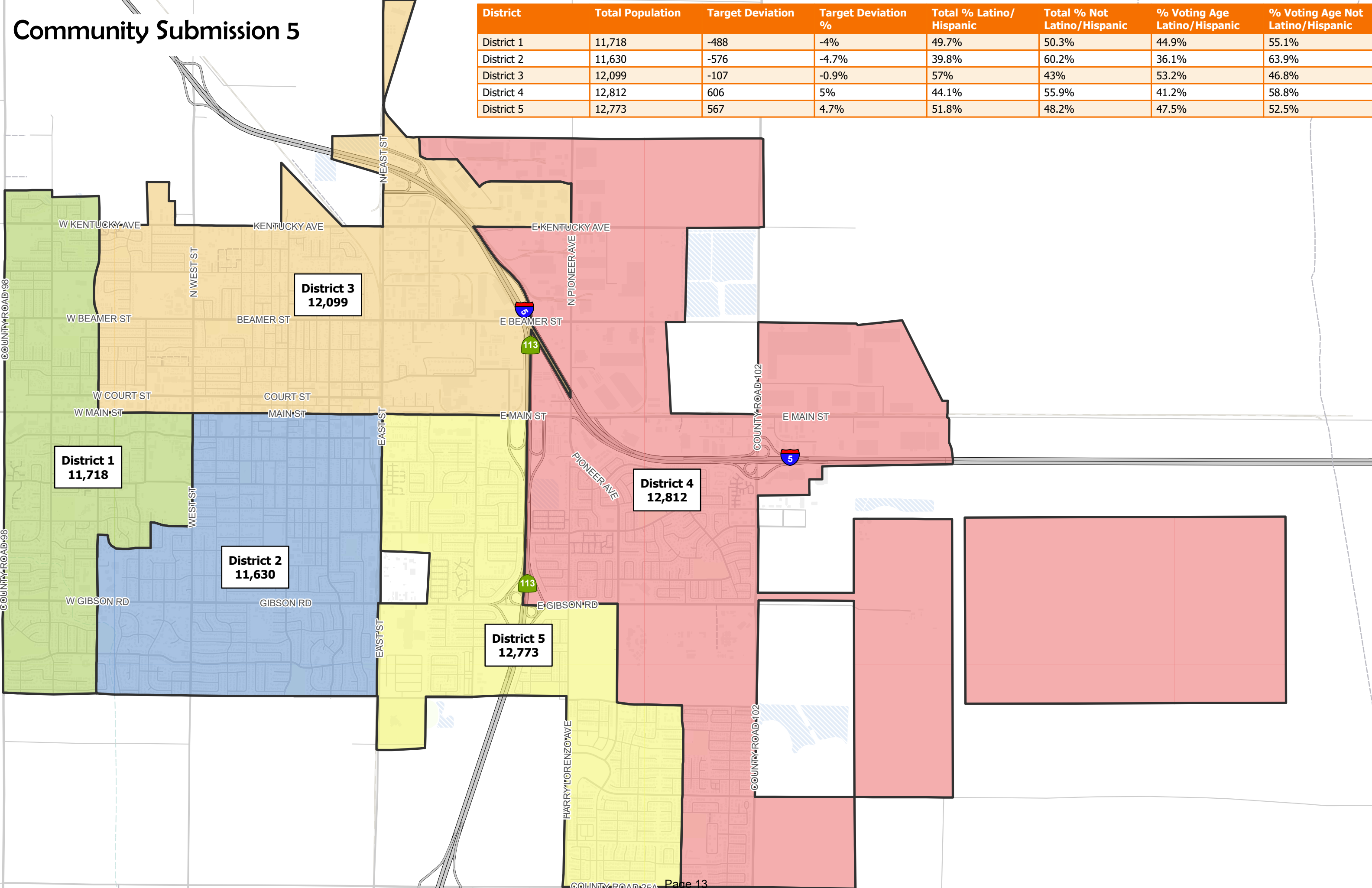
# Community Submission 4

District	Total Population	Target Deviation	Target Deviation %	Total % Latino/Hispanic	Total % Not Latino/Hispanic	% Voting Age Latino/Hispanic	% Voting Age Not Latino/Hispanic
District 1	12,443	237	1.9%	49%	51%	44.3%	55.7%
District 2	12,409	203	1.7%	48.2%	51.8%	44.1%	55.9%
District 3	11,692	-514	-4.2%	52.5%	47.5%	48.7%	51.3%
District 4	11,751	-455	-3.7%	50.3%	49.7%	46.2%	53.8%
District 5	12,737	531	4.3%	43%	57%	39.9%	60.1%



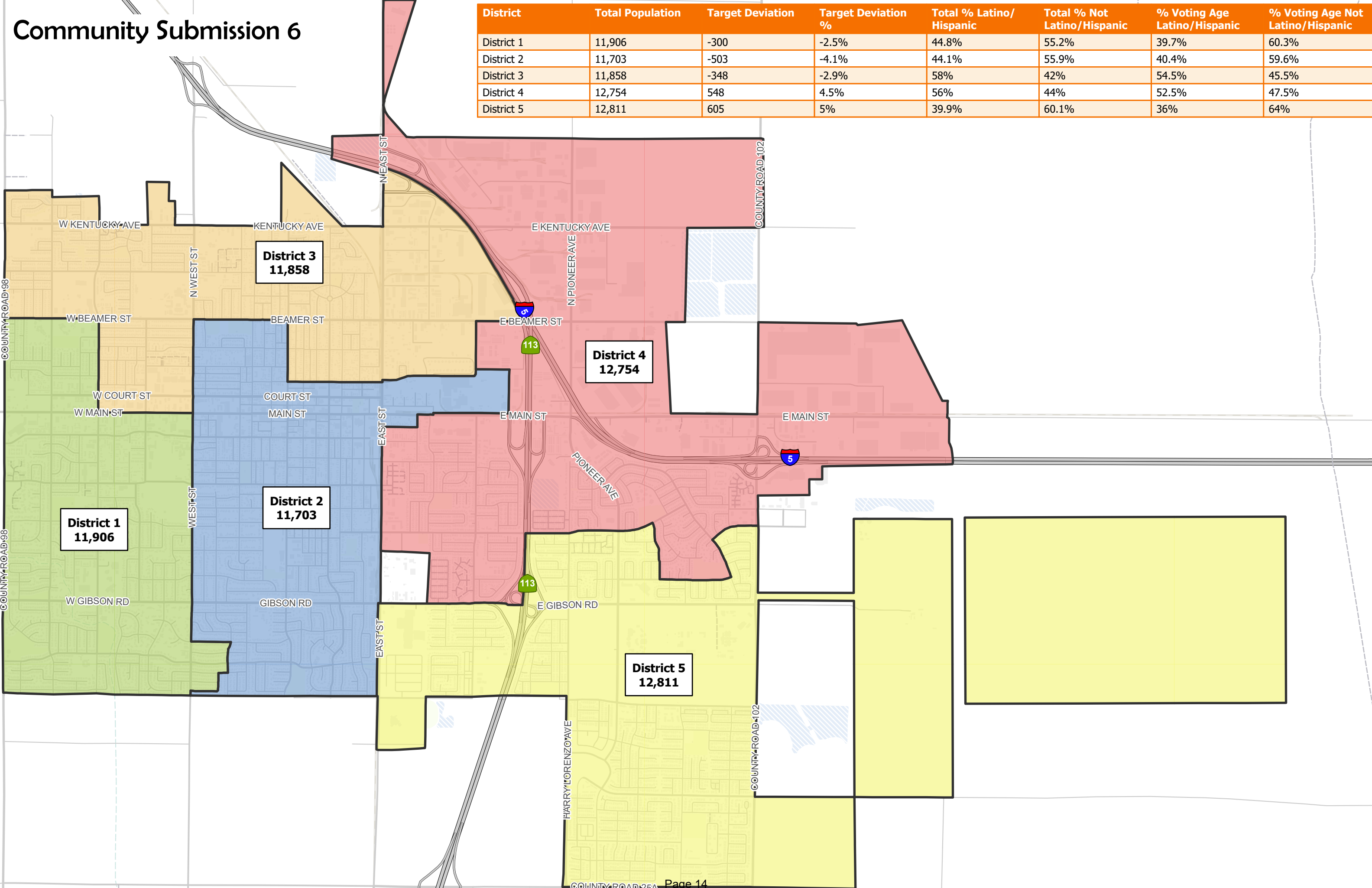
# Community Submission 5

District	Total Population	Target Deviation	Target Deviation %	Total % Latino/Hispanic	Total % Not Latino/Hispanic	% Voting Age Latino/Hispanic	% Voting Age Not Latino/Hispanic
District 1	11,718	-488	-4%	49.7%	50.3%	44.9%	55.1%
District 2	11,630	-576	-4.7%	39.8%	60.2%	36.1%	63.9%
District 3	12,099	-107	-0.9%	57%	43%	53.2%	46.8%
District 4	12,812	606	5%	44.1%	55.9%	41.2%	58.8%
District 5	12,773	567	4.7%	51.8%	48.2%	47.5%	52.5%



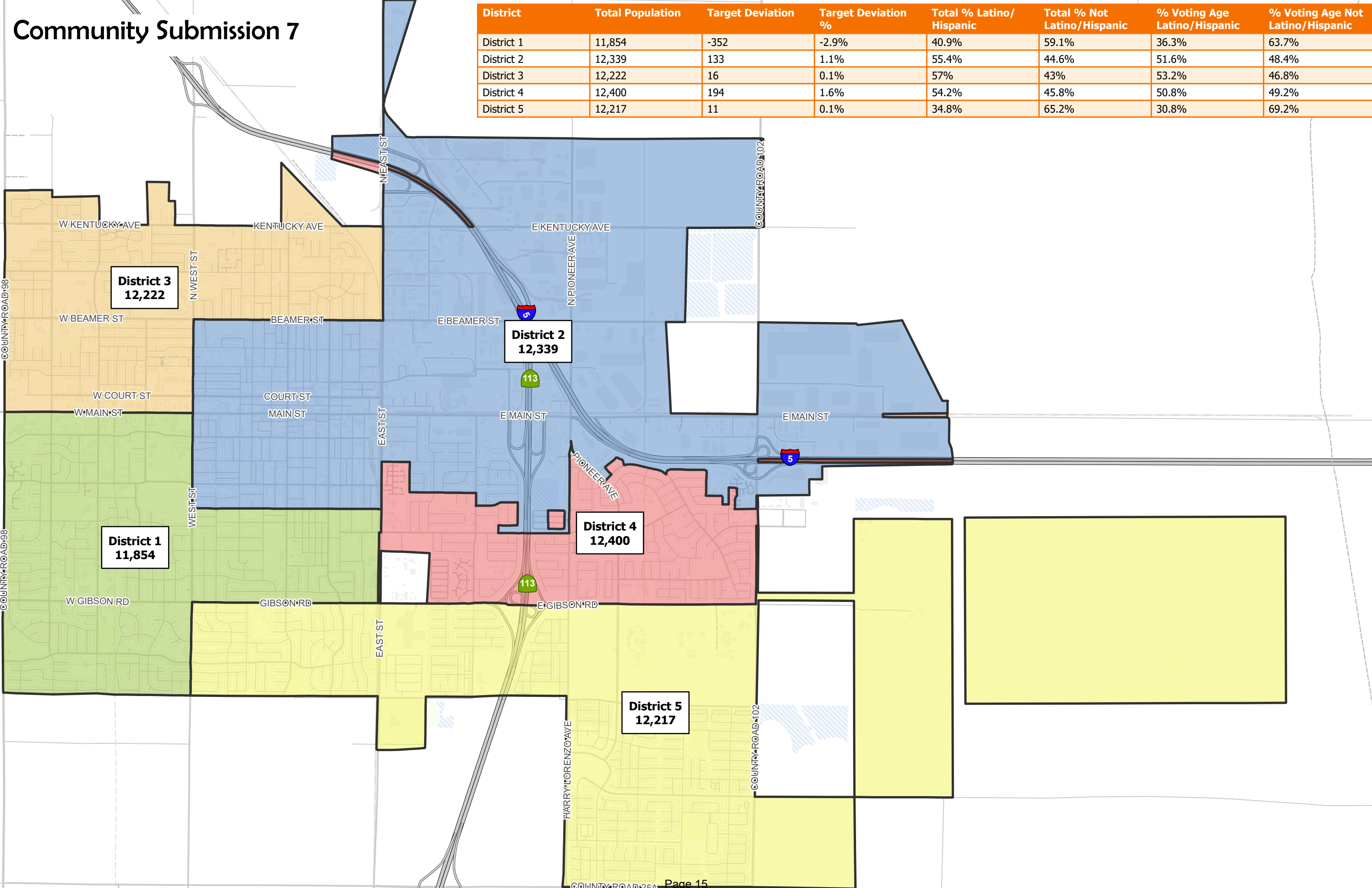
# Community Submission 6

District	Total Population	Target Deviation	Target Deviation %	Total % Latino/Hispanic	Total % Not Latino/Hispanic	% Voting Age Latino/Hispanic	% Voting Age Not Latino/Hispanic
District 1	11,906	-300	-2.5%	44.8%	55.2%	39.7%	60.3%
District 2	11,703	-503	-4.1%	44.1%	55.9%	40.4%	59.6%
District 3	11,858	-348	-2.9%	58%	42%	54.5%	45.5%
District 4	12,754	548	4.5%	56%	44%	52.5%	47.5%
District 5	12,811	605	5%	39.9%	60.1%	36%	64%



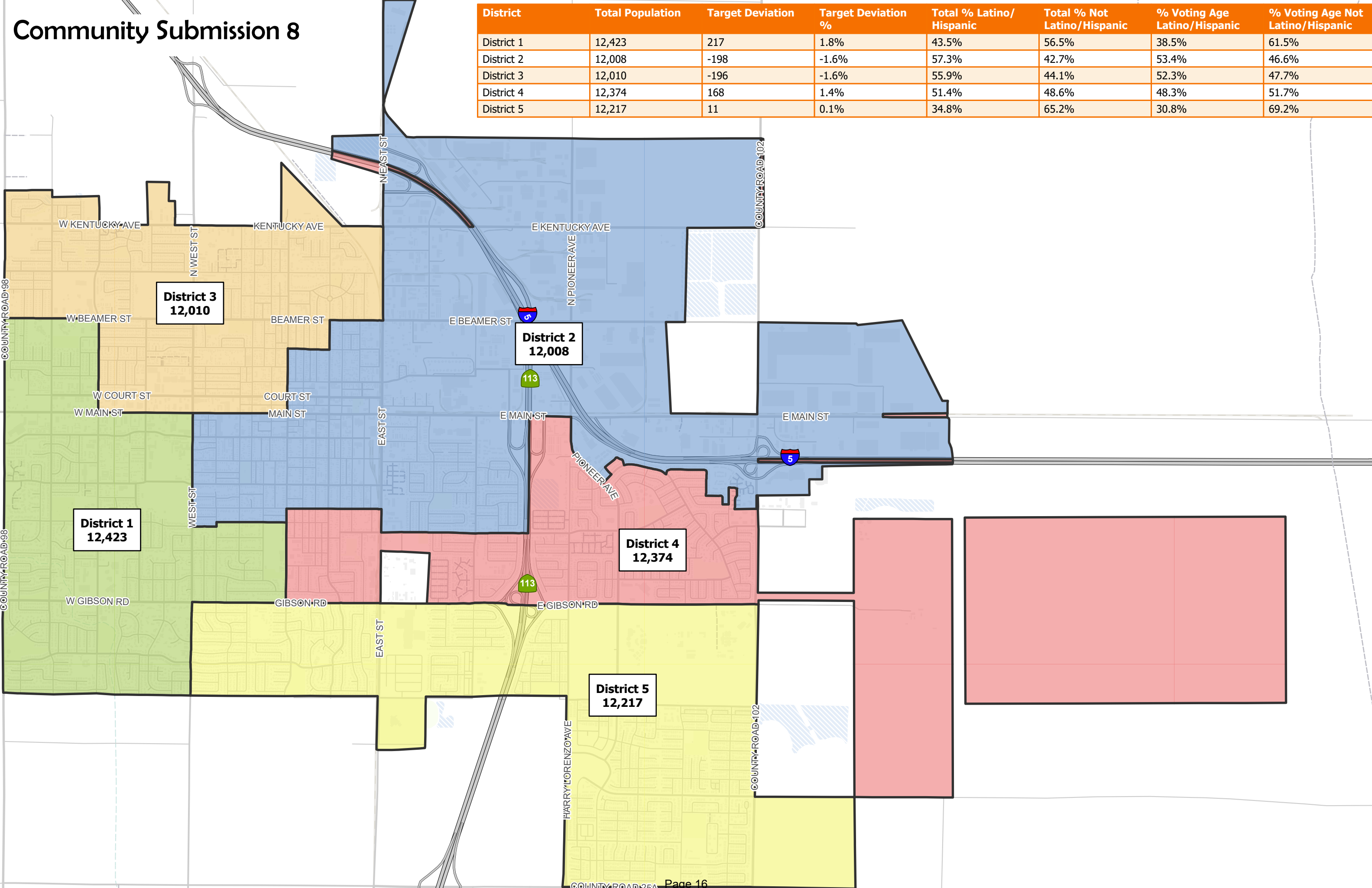
# Community Submission 7

District	Total Population	Target Deviation	Target Deviation %	Total % Latino/Hispanic	Total % Not Latino/Hispanic	% Voting Age Latino/Hispanic	% Voting Age Not Latino/Hispanic
District 1	11,854	-352	-2.9%	40.9%	59.1%	36.3%	63.7%
District 2	12,339	133	1.1%	55.4%	44.6%	51.6%	48.4%
District 3	12,222	16	0.1%	57%	43%	53.2%	46.8%
District 4	12,400	194	1.6%	54.2%	45.8%	50.8%	49.2%
District 5	12,217	11	0.1%	34.8%	65.2%	30.8%	69.2%



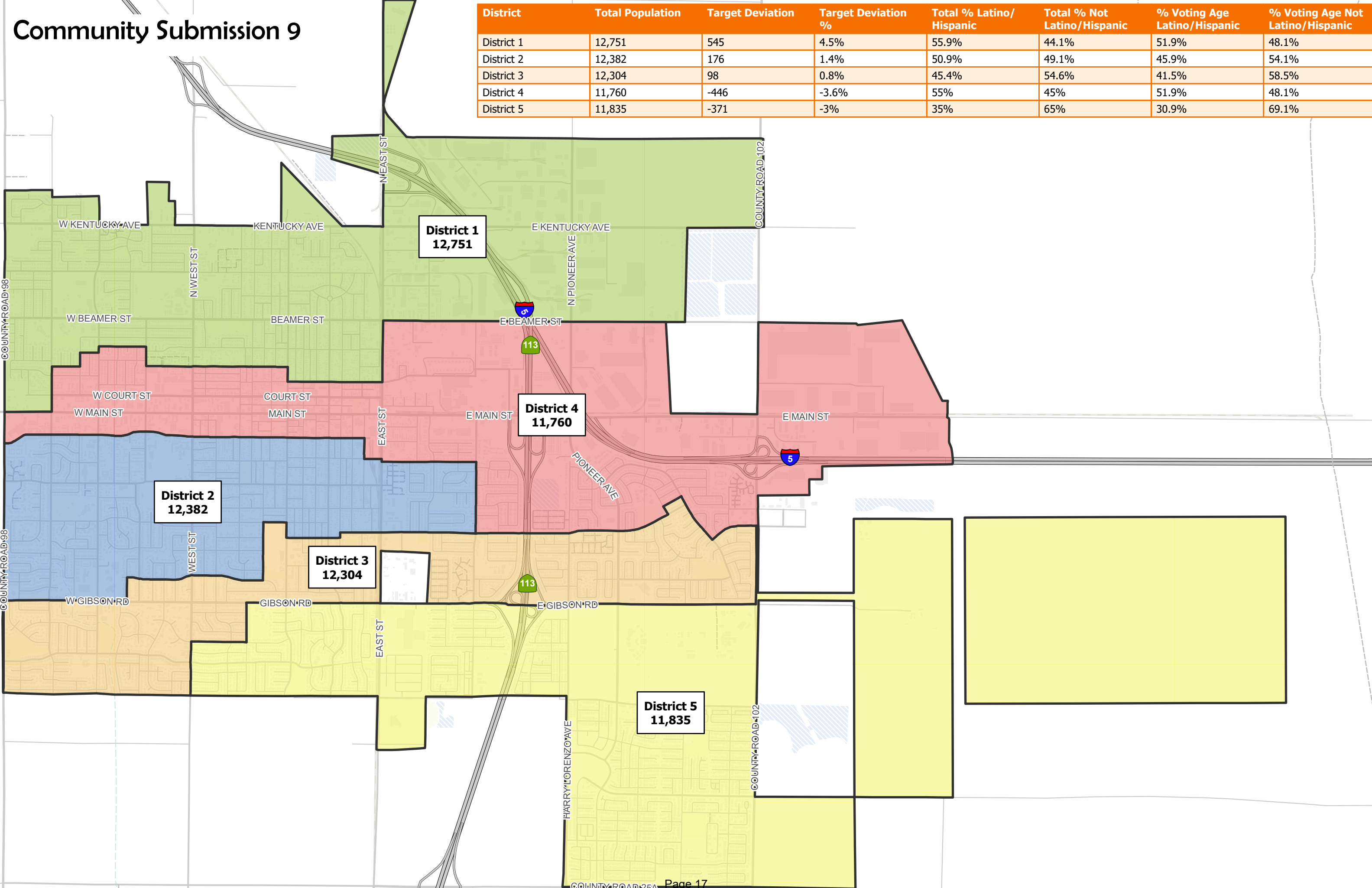
# Community Submission 8

District	Total Population	Target Deviation	Target Deviation %	Total % Latino/Hispanic	Total % Not Latino/Hispanic	% Voting Age Latino/Hispanic	% Voting Age Not Latino/Hispanic
District 1	12,423	217	1.8%	43.5%	56.5%	38.5%	61.5%
District 2	12,008	-198	-1.6%	57.3%	42.7%	53.4%	46.6%
District 3	12,010	-196	-1.6%	55.9%	44.1%	52.3%	47.7%
District 4	12,374	168	1.4%	51.4%	48.6%	48.3%	51.7%
District 5	12,217	11	0.1%	34.8%	65.2%	30.8%	69.2%



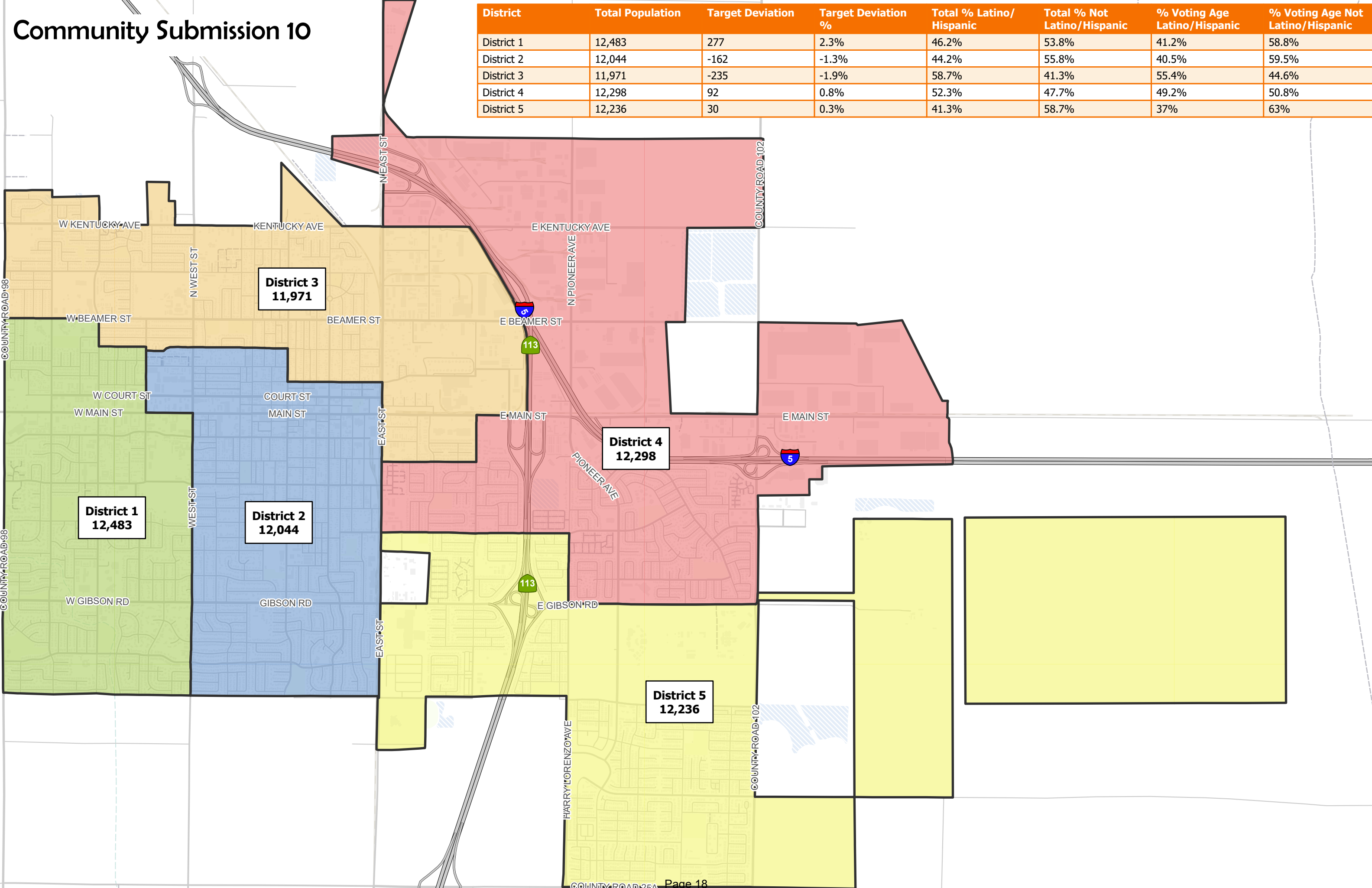
# Community Submission 9

District	Total Population	Target Deviation	Target Deviation %	Total % Latino/Hispanic	Total % Not Latino/Hispanic	% Voting Age Latino/Hispanic	% Voting Age Not Latino/Hispanic
District 1	12,751	545	4.5%	55.9%	44.1%	51.9%	48.1%
District 2	12,382	176	1.4%	50.9%	49.1%	45.9%	54.1%
District 3	12,304	98	0.8%	45.4%	54.6%	41.5%	58.5%
District 4	11,760	-446	-3.6%	55%	45%	51.9%	48.1%
District 5	11,835	-371	-3%	35%	65%	30.9%	69.1%



# Community Submission 10

District	Total Population	Target Deviation	Target Deviation %	Total % Latino/Hispanic	Total % Not Latino/Hispanic	% Voting Age Latino/Hispanic	% Voting Age Not Latino/Hispanic
District 1	12,483	277	2.3%	46.2%	53.8%	41.2%	58.8%
District 2	12,044	-162	-1.3%	44.2%	55.8%	40.5%	59.5%
District 3	11,971	-235	-1.9%	58.7%	41.3%	55.4%	44.6%
District 4	12,298	92	0.8%	52.3%	47.7%	49.2%	50.8%
District 5	12,236	30	0.3%	41.3%	58.7%	37%	63%



# Community Submission 11

District	Total Population	Target Deviation	Target Deviation %	Total % Latino/Hispanic	Total % Not Latino/Hispanic	% Voting Age Latino/Hispanic	% Voting Age Not Latino/Hispanic
District 1	11,806	-400	-3.3%	45.5%	54.5%	40.4%	59.6%
District 2	12,191	-15	-0.1%	43.9%	56.1%	40.1%	59.9%
District 3	12,581	375	3.1%	56.2%	43.8%	52.5%	47.5%
District 4	12,673	467	3.8%	54.2%	45.8%	51.2%	48.8%
District 5	11,781	-425	-3.5%	42.1%	57.9%	38%	62%

